



# NSW INTERNATIONAL VISITATION

## Year Ending March 2019



### \$11.2 Billion

Visitor Spend

↑ 7.1%

### 4.3 Million

Visitors to NSW

↑ 0.3%

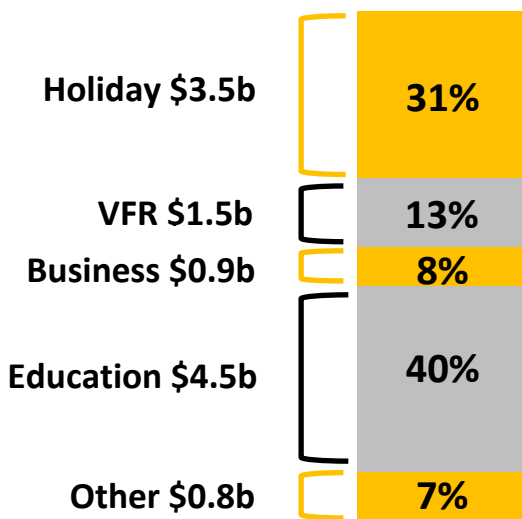
### 97.4 Million

Visitor Nights

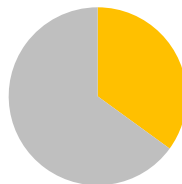
↑ 3.2%

### Spend by Purpose of Visit

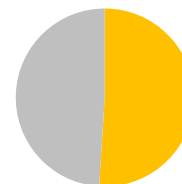
b = billion



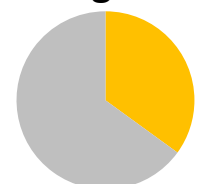
### Spend



### Visitors



### Nights



Share of Australian total

### Highlights

- NSW remains number one for visitors, nights and expenditure.
- NSW has achieved its highest volume of international visitor nights and expenditure on record.
- Sydney continues to lead all Australian capital cities in terms of international visitors, nights and expenditure.
- Sydney received 4.1 million international visitors who stayed 82.3 million nights and spent \$10.1 billion.
- Sydney has achieved the highest volume of international visitor nights and expenditure on record.
- Regional NSW received 869 million international visitors who stayed 15.1 million nights and spent over \$1.05 billion.
- Regional NSW's share of international visitor nights to regional Australia was the highest on record (24.9 per cent).

### Top 5 Source Markets

Share of total expenditure

