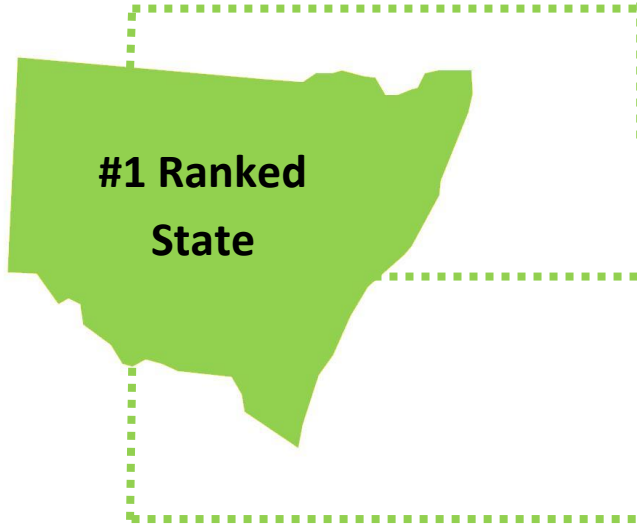




# NSW DOMESTIC VISITATION

## Year Ending March 2019

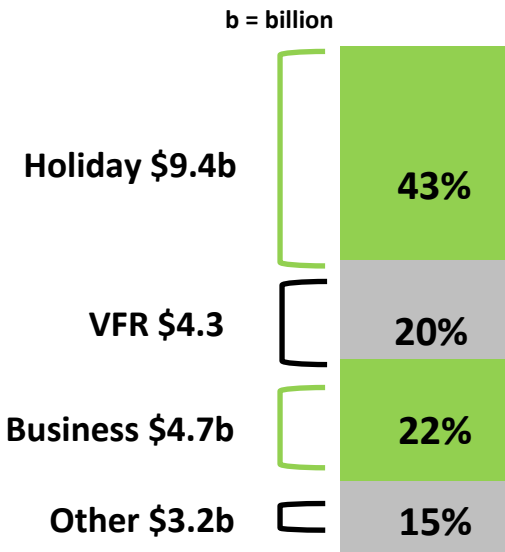


**\$21.7 Billion**  
Overnight Visitor Spend **↑ 11.4%**

**35.6 Million**  
Overnight Visitors to NSW **↑ 7.9%**

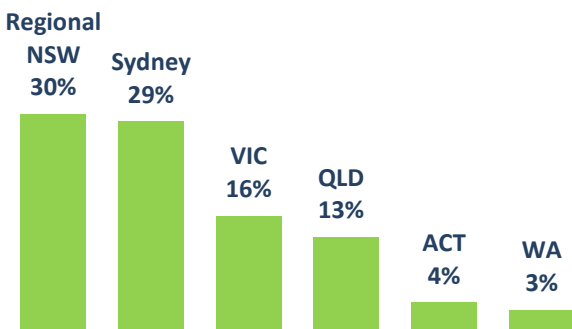
**111.4 Million**  
Visitor Nights **↑ 8.3%**

### Spend by Purpose of Visit



### Top Source Markets

Share of total expenditure



Source: National Visitor Survey

### Highlights

- NSW, Sydney and Regional NSW all achieved their highest number of domestic overnight visitors, nights and expenditure on record.
- NSW leads Australia in domestic visitors, nights and expenditure.
- NSW received its highest volume of Holiday visitors, nights and expenditure on record.
- Sydney leads all Australian capital cities in domestic visitors, nights and expenditure.
- Sydney exceeded national capital city growth in all three metrics.
- Regional NSW leads Regional Australia in domestic visitors and nights.