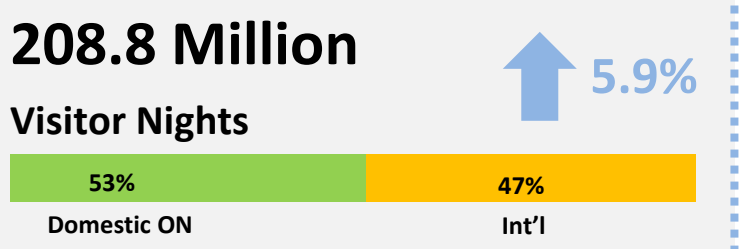
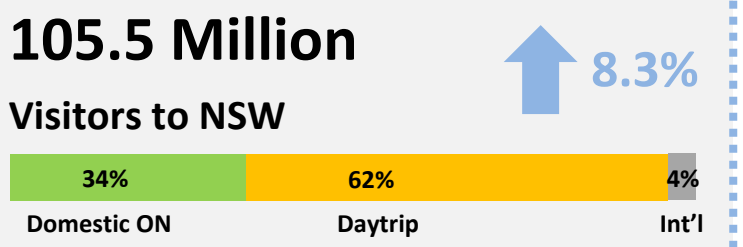
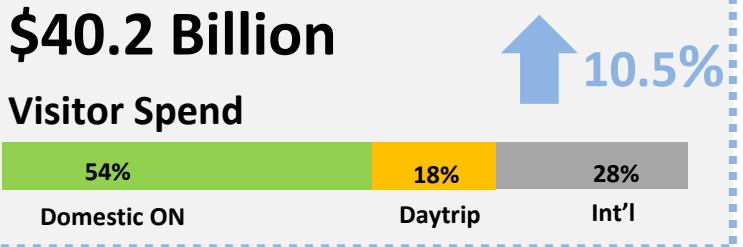
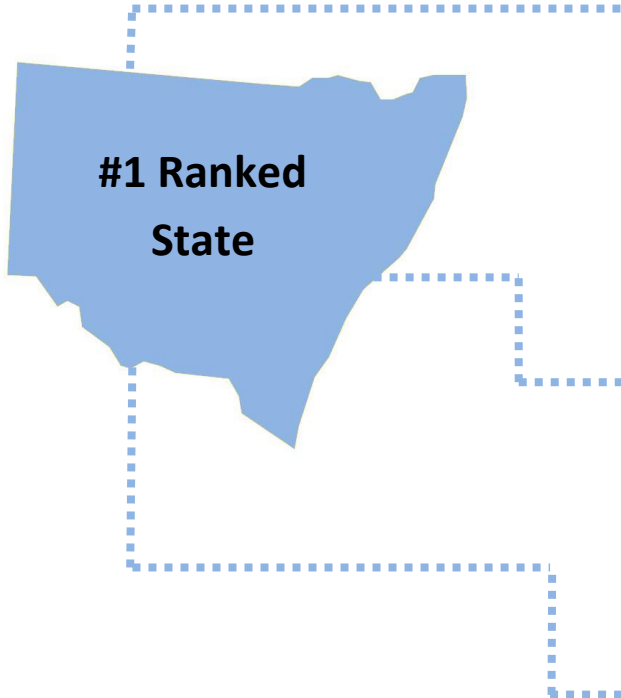




# NSW VISITATION

## INTERNATIONAL, DOMESTIC OVERNIGHT AND DAYTRIP

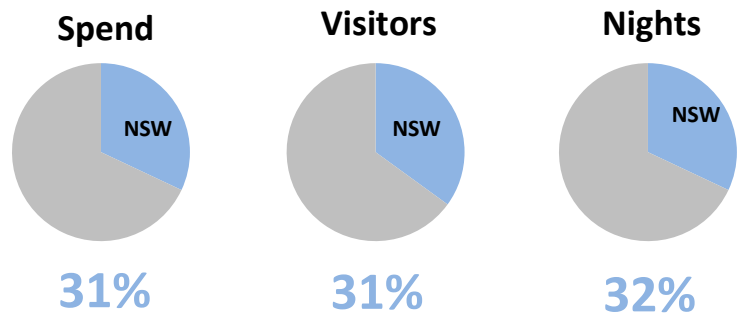
### Year Ending March 2019



### Highlights

- NSW remains number one for visitors, nights and expenditure, and achieved its highest volume of visitors, nights and expenditure on record.
- Sydney and Regional NSW also achieved its highest volume of visitors, nights and expenditure on record.
- Sydney is number one among all Australian capital cities for visitors (29%), nights (34%) and expenditure (33%).
- Regional NSW (RNSW) leads regional Australia in share of visitors (33%).
- Regional NSW has the lion share of visitors in NSW (64%) with Sydney receiving 37% of total visitors to the State.
- Sydney leads visitor nights and expenditure in NSW with 54% share of nights and 55% of expenditure.

### Share of Australian total



### Share of NSW total

