


### Highlights

- Due to the combined impact of the Australian bushfires, the COVID-19 pandemic and the travel restrictions and border closures, all States and Territories recorded a decline in visitors, nights and expenditure for the year.
- NSW had the largest absolute decline nationally in total overnight and daytrip visitors, nights and expenditure; and its biggest ever drop in all metrics.
- Key drivers of decline in NSW's visitor expenditure were the domestic overnight market (down \$7.9 billion) and the international market (down \$6.3 billion).
- Daytrip expenditure in NSW fell by \$2.3 billion for the year.

**\$26.1 Billion**

Visitor Spend

↓ 38.7%




% decline on Year ended Sep 2019

**83.9 Million**

Visitors to NSW

↓ 26.5%




% decline on Year ended Sep 2019

**135.0 Million**

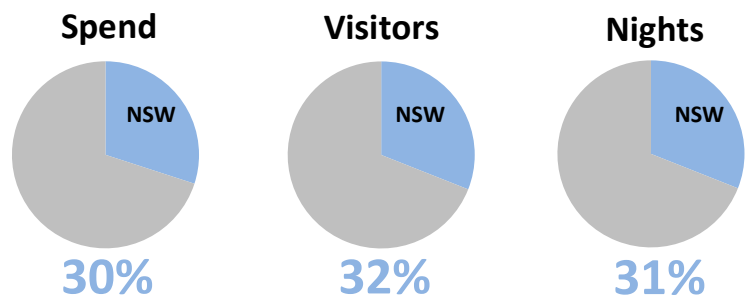
Visitor Nights

↓ 37.8%



% decline on Year ended Sep 2019

### Share of Australian total



### Share of NSW total

