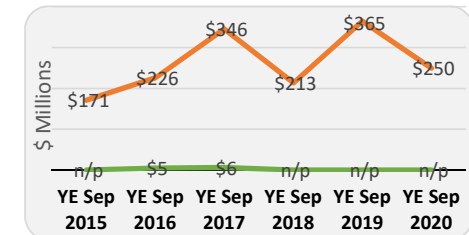
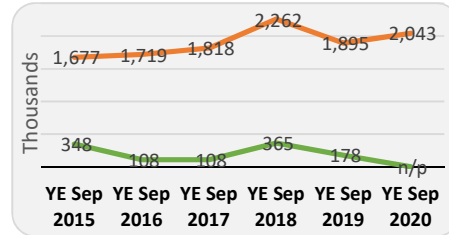
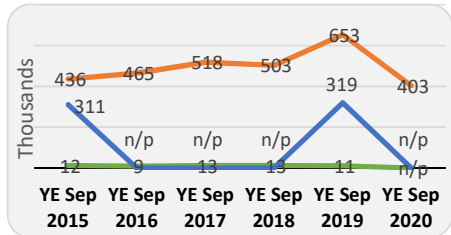
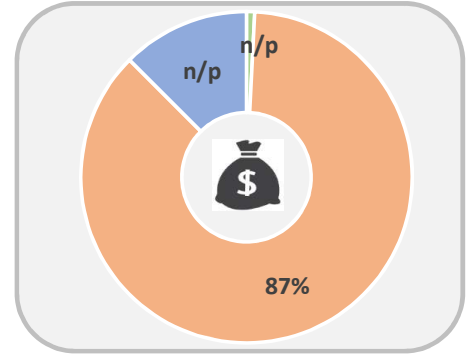
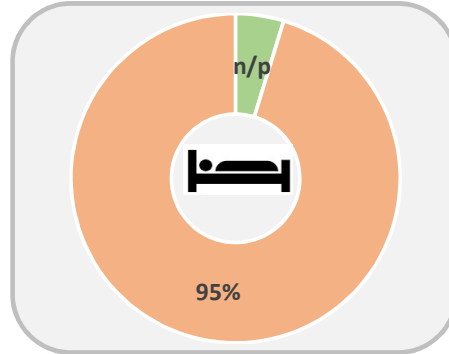
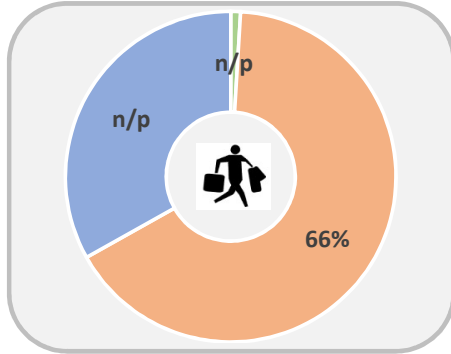


TOTAL DOMESTIC & INTERNATIONAL



■ International travel ■ Domestic overnight travel ■ Domestic daytrip travel



Domestic overnight travel

Visitors: 403,000 (-38.3% YoY)
Nights: 2.0m (+7.8% YoY)
Expenditure: \$249.8m (-31.5% YoY)

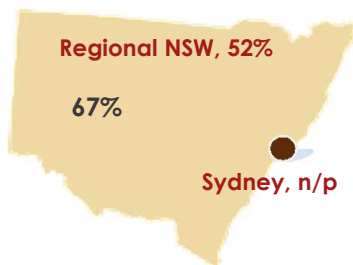
Average spend
\$122 per night
\$620 per visitor

Average length of stay:
5.1 nights

#12 for visitors
#12 for nights
#12 for expenditure
In Regional NSW

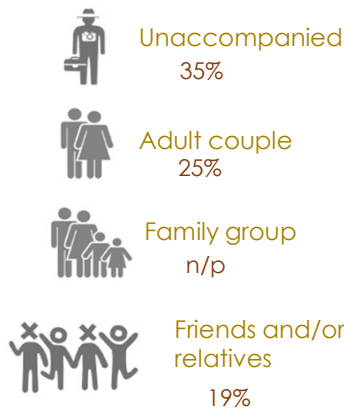
Origin

67% of the visitors came from within New South Wales



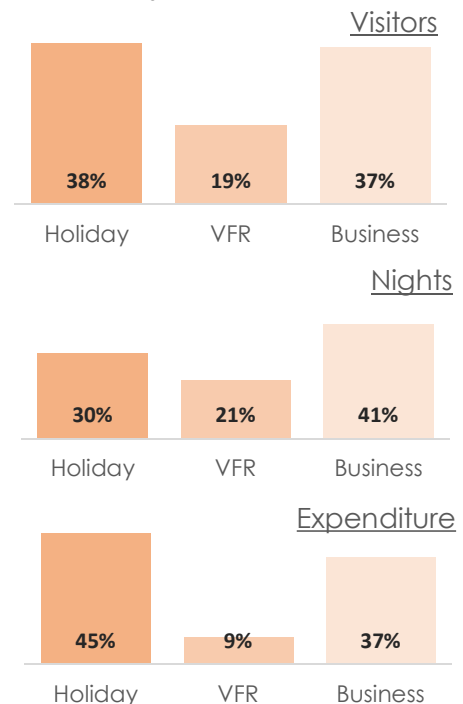
Travel party

35% of the visitors were travelling alone



Purpose of visit

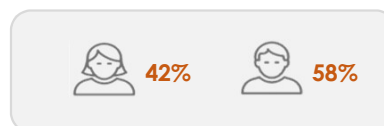
Note: Visitors may visit for more than one Purpose; VFR indicates Visiting Friends and/or Relatives.



Transport

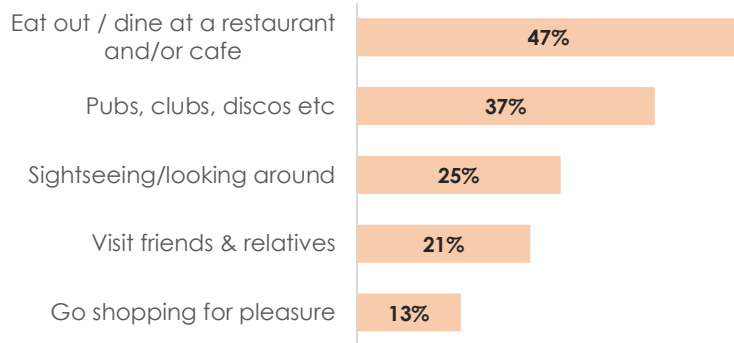
Private vehicle or company car, 86%
Aircraft, n/p

Gender



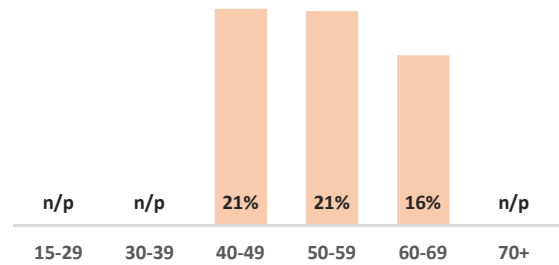
Note: Number of visitors by visitor type may not add up to total due to rounding; percentages may not add up to 100% due to rounding; n/p indicates data not publishable.

Top 5 activities

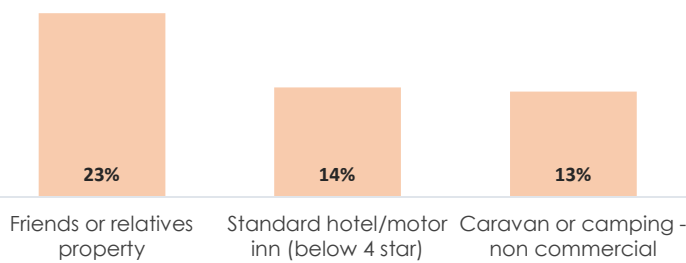


Age


'40-49 years' was the largest age group of the visitors to the region



Top 3 accommodation types (nights)



Travel season*



*by month returned from the trip

DOMESTIC DAYTRIP AND INTERNATIONAL DATA ARE NOT RELIABLE