

Bondi Domestic Visitor Profile factsheet provides a snapshot for the year ended (YE) December 2022, as well as the visitation trends.

The figures in this profile are based on:

- Domestic overnight visitors to Bondi who stayed overnight in Bondi and elsewhere in NSW.

In the YE December 2022, there were 882,000 domestic overnight visitors who visited Bondi, which represented 8% of the domestic overnight visitors to Sydney.

### DOMESTIC OVERNIGHT VISITORS

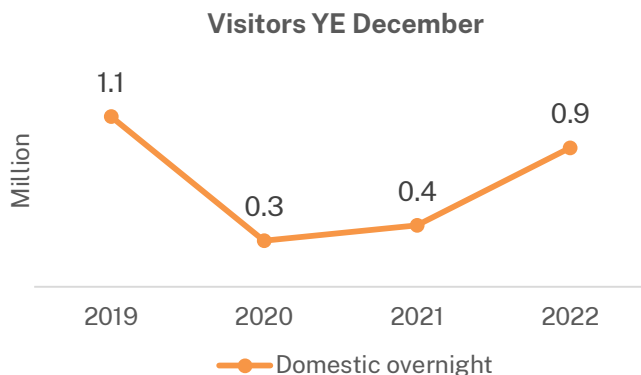


**0.9 million Visitors**  
up 135% YOY  
8.5% share of Sydney

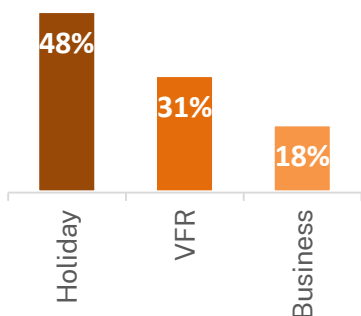


**4 nights Average**  
**Length of Stay in NSW,**  
down 2.6 nights on last year

Of the 0.9 million domestic overnight visitors to NSW who went to Bondi, 145,200 stayed overnight in Bondi (17%)

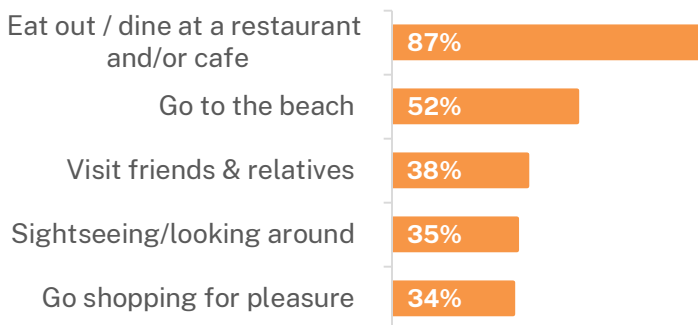


#### Purpose of visit to NSW<sup>1</sup>



<sup>1</sup> Visitors may visit for more than one purpose  
VFR: Visiting Friends and Relatives

#### Top 5 Activities in NSW

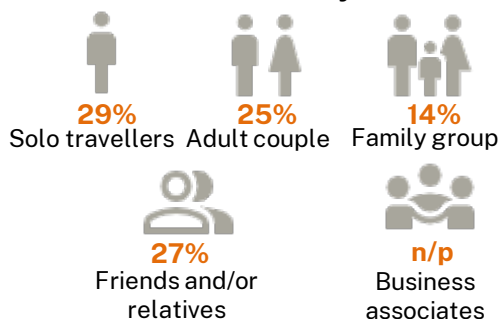


#### Top Source Markets



**Regional NSW, 21%**  
**Victoria, 38%**  
**Queensland, 18%**

#### Travel Party



### Top transportation to NSW



60%

Aircraft



32%

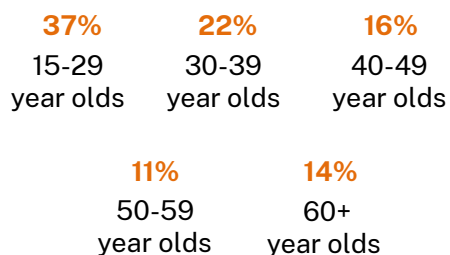
Private vehicle  
or Company  
car



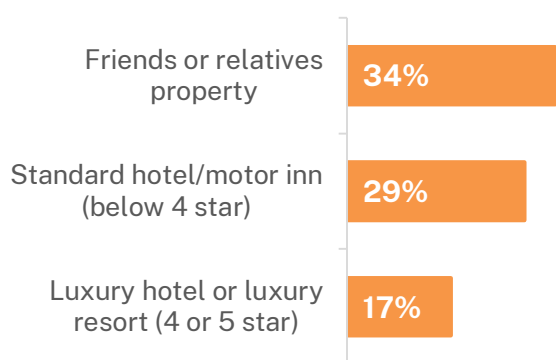
n/p

Railway

### Age



### Top Type of Accommodation in NSW<sup>2</sup>



<sup>2</sup> Rank is based on visitor numbers

### Seasonality

