

Manly Domestic Visitor Profile factsheet provides a snapshot for the year ended (YE) December 2022, as well as the visitation trends.

The figures in this profile are based on:

- Domestic overnight visitors to Manly who stayed overnight in Manly and elsewhere in NSW.
- Domestic day trip visitors to Manly who travelled to Manly on a round trip of at least 50 kilometres from home, for a duration of at least four hours, but which did not include a night away from home.

In the YE December 2022, there were 1.5 million domestic visitors who visited Manly, which represented 5% of the domestic visitors to Sydney.

DOMESTIC OVERNIGHT VISITORS



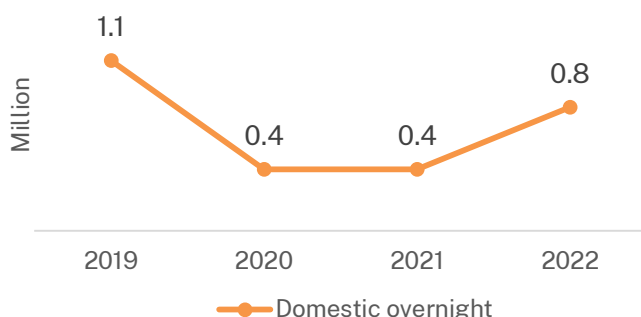
0.8 million Visitors
up 127% YOY
7.9% share of Sydney
54% share of total Domestic



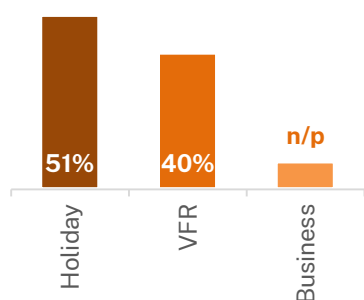
4.7 nights Average
Length of Stay in NSW,
down 1 night on last year

Of the 0.8 million domestic overnight visitors to NSW who went to Manly, 149,200 stayed overnight in Manly (18%)

Visitors - YE December

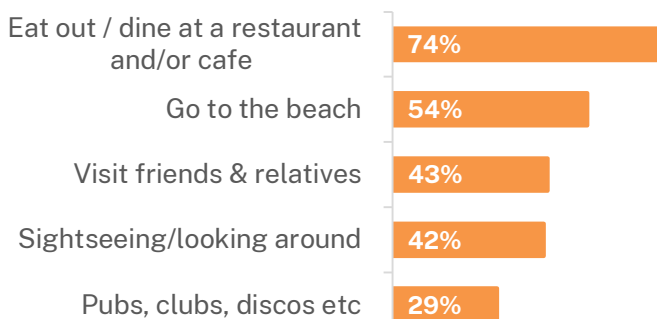


Purpose of visit to NSW¹



¹ Visitors may visit for more than one purpose
VFR: Visiting Friends and Relatives

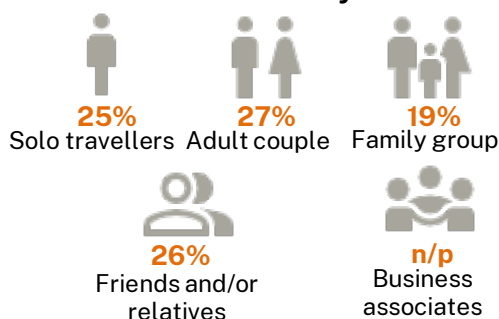
Top 5 Activities in NSW



Top Source Markets



Travel Party



Top transportation to NSW



50%

Aircraft



42%

Private vehicle
or Company
car



n/p

Railway

Age

20%
15-29
year olds

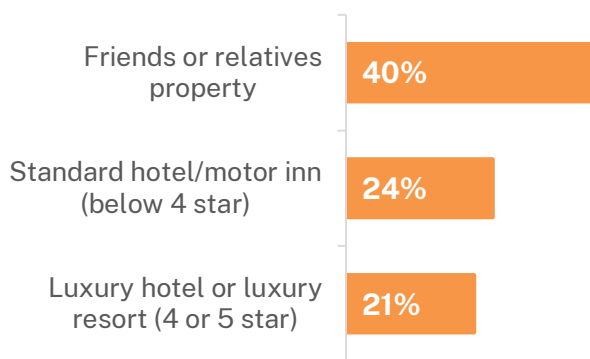
22%
30-39
year olds

16%
40-49
year olds

18%
50-59
year olds

24%
60+
year olds

Top Type of Accommodation in NSW²



² Rank is based on visitor numbers

Seasonality



22% in March
Quarter



24% in June
Quarter



28% in Sep
Quarter



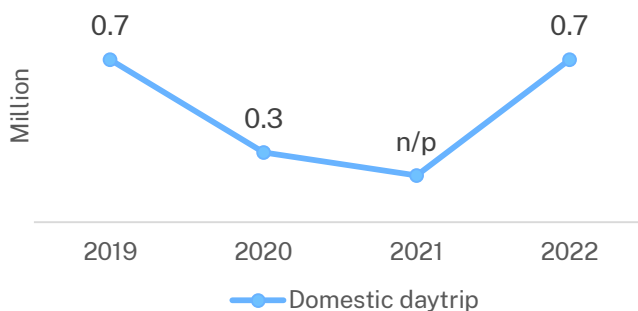
27% in Dec
Quarter

DOMESTIC DAYTRIP VISITORS



0.7 million Visitors
3.1% share of Sydney
46% share of total Domestic

Visitors - YE December



Profile of day trip visitors is not provided as source data is not statistically reliable due to the small number of survey respondents.