

The Rocks Domestic Visitor Profile factsheet provides a snapshot for the year ended (YE) December 2022, as well as the visitation trends.

The figures in this profile are based on:

- Domestic overnight visitors to the Rocks who stayed overnight at the Rocks and elsewhere in NSW.

In the YE December 2022, there were 1.1 million domestic overnight visitors who visited the Rocks, which represented 11% of the domestic overnight visitors to Sydney.

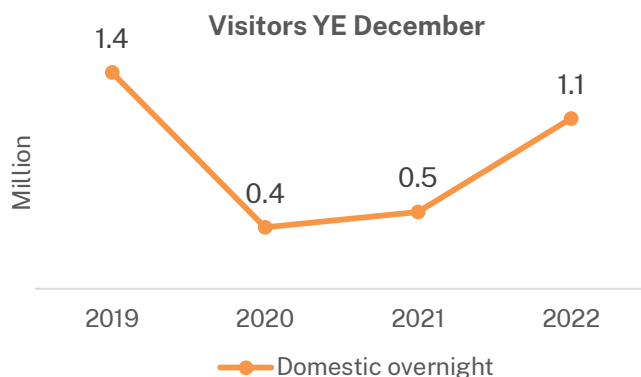
DOMESTIC OVERNIGHT VISITORS



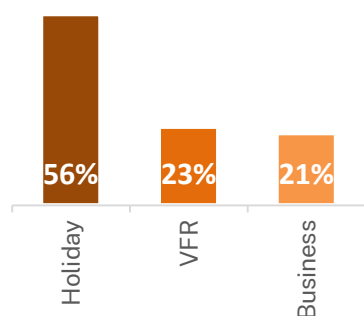
1.1 million Visitors
up 110% YOY
10.8% share of Sydney



3.9 nights Average
Length of Stay in NSW,
down 1.5 nights on last year

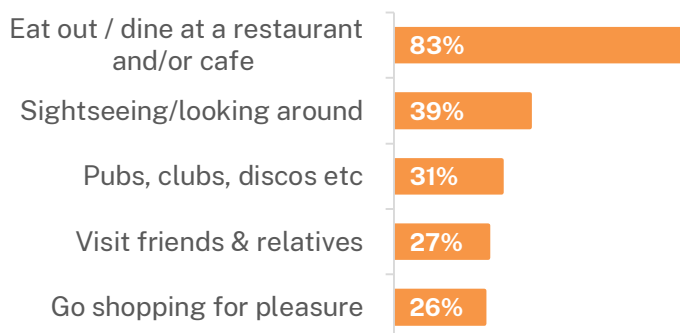


Purpose of visit to NSW¹



¹Visitors may visit for more than one purpose
VFR: Visiting Friends and Relatives

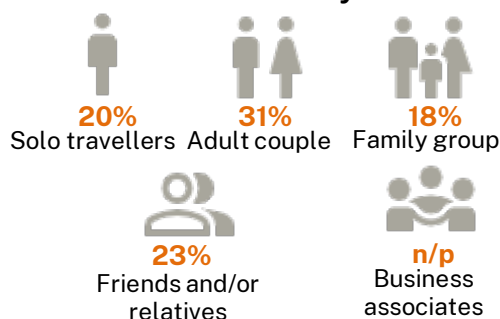
Top 5 Activities in NSW



Top Source Markets



Travel Party



Top transportation to NSW



55%

Aircraft



37%

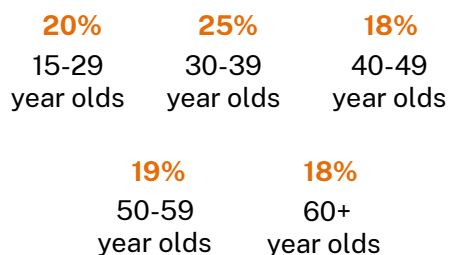
Private vehicle
or Company
car



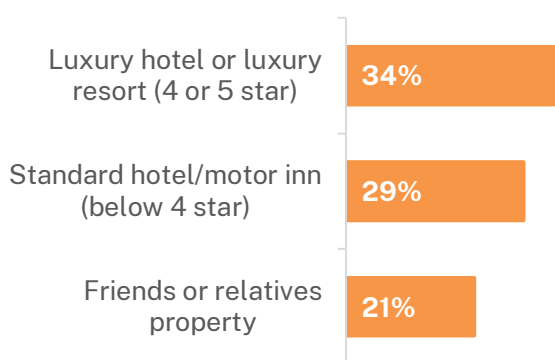
n/p

Railway

Age



Top Type of Accommodation in NSW²



² Rank is based on visitor numbers

Seasonality

